

Profit and Loss  
Seacoast Management No 3 Inc  
March 1-31, 2026

	TOTAL
<b>Income</b>	
Revenue	
40000 Owner Assessments	62,079.87
40002 Reserve Income	-3,732.45
40006 Spectrum Cable Revenue	4,837.56
40050 Laundry Income	3,385.35
40092 Special Assessment	6,645.43
<b>Total for Revenue</b>	<b>\$73,215.76</b>
<b>Total for Income</b>	<b>\$73,215.76</b>
<b>Gross Profit</b>	
	<b>\$73,215.76</b>
<b>Expenses</b>	
Administrative	
50005 Accounting Fees	5,500.00
50012 IRS Federal Income Taxes	5,821.00
50015 Clickpay/Bank Charges	22.77
50075 50% Office Supplies	295.56
50125 50% Web Page/ Internet	323.88
<b>Total for Administrative</b>	<b>\$11,963.21</b>
Contracts	
60013 Cable Television	4,935.13
60090 50% Landscape	1,036.88
61010 50% Pest Control	217.64
61020 50% Pool/Spa Contract	1,000.00
65000 Surfside Cam Fees	12,792.17
<b>Total for Contracts</b>	<b>\$19,981.82</b>
Insurance	
52030 Insurance - Commercial Pkg	14,543.80
<b>Total for Insurance</b>	<b>\$14,543.80</b>
Repairs and Maintenance	
70072 Laundry Equipment Repairs	281.05
70096-00 R&M-50% Pool/Indoor	94.10
70136 50% CP Landscaping	235.15
70176 50% Supplies Clean/Maintenance	291.43
<b>Total for Repairs and Maintenance</b>	<b>\$901.73</b>
Utilities	
54050-00 SCG3 Utilities- NSB	2,757.81
54080 50% Pool Heating & Grill Gas	6,735.25
<b>Total for Utilities</b>	<b>\$9,493.06</b>
<b>Total for Expenses</b>	<b>\$56,883.62</b>
<b>Net Operating Income</b>	<b>\$16,332.14</b>

# Profit and Loss

Seacoast Management No 3 Inc

March 1-31, 2026

	TOTAL
Other Income	
Interest Earned	553.16
<b>Total for Other Income</b>	<b>\$553.16</b>
<b>Net Other Income</b>	<b>\$553.16</b>
<b>Net Income</b>	<b>\$16,885.30</b>

# Budget vs. Actuals\_Budget\_FY26\_P&L\_Report

January 1-March 31, 2026

TOTAL				
	ACTUAL	BUDGET	OVER BUDGET BY	PERCENT OF BUDGET
<b>Income</b>				
Revenue		\$0.00	\$0.00	
40000 Owner Assessments	186,854.01	135,582.75	51,271.26	137.82 %
40002 Reserve Income	-3,732.45	52,500.00	-	-7.11 %
			56,232.45	
40003 Special Ass Interest	65.25		65.25	
40006 Spectrum Cable Revenue	14,570.27	14,686.50	-116.23	99.21 %
40030 Screening /Transfer Fees	600.00	0.00	600.00	
40050 Laundry Income	7,329.59	4,374.99	2,954.60	167.53 %
40080 Interest Income - Ops	336.10		336.10	
40092 Special Assessment	23,078.81	10,416.57	12,662.24	221.56 %
40081 Reserve Interest		6,000.00	-6,000.00	0.0 %
<b>Total for Revenue</b>	<b>\$229,101.58</b>	<b>\$223,560.81</b>	<b>\$5,540.77</b>	<b>102.48 %</b>
<b>Total for Income</b>	<b>\$229,101.58</b>	<b>\$223,560.81</b>	<b>\$5,540.77</b>	<b>102.48 %</b>
<b>Cost of Goods Sold</b>				
<b>Gross Profit</b>	<b>\$229,101.58</b>	<b>\$223,560.81</b>	<b>\$5,540.77</b>	<b>102.48 %</b>
<b>Expenses</b>				
Administrative		\$0.00	\$0.00	
50005 Accounting Fees	6,500.00	3,125.01	3,374.99	208.0 %
50012 IRS Federal Income Taxes	5,821.00	1,625.01	4,195.99	358.21 %
50015 Clickpay/Bank Charges	101.33	375.00	-273.67	27.02 %
50050-00 License, Taxes, Permits	340.00	125.01	214.99	271.98 %
50053 Corporate Annual Rep	70.00	17.49	52.51	400.23 %
50075 50% Office Supplies	758.48	937.50	-179.02	80.9 %
50100 Screening Fees	47.63	62.49	-14.86	76.22 %
50125 50% Web Page/ Internet	323.88	375.00	-51.12	86.37 %
50004 Administration		0.00	0.00	
50045-00 Legal Fees		500.01	-500.01	0.0 %
50048 Annual Condo Fees		75.00	-75.00	0.0 %
50050-15 License, Taxes, Permit- Elevators		50.01	-50.01	0.0 %
50050-18 License, Taxes,Permit- Fire Alarm & Extinguisher Insp.		249.99	-249.99	0.0 %
50050-45 License, Taxes, Permit- Pool/Spa		0.00	0.00	
50080 50% Postage & Mail		62.49	-62.49	0.0 %
<b>Total for Administrative</b>	<b>\$13,962.32</b>	<b>\$7,580.01</b>	<b>\$6,382.31</b>	<b>184.2 %</b>
Contracts		\$0.00	\$0.00	
60013 Cable Television	14,805.39	14,686.50	118.89	100.81 %
60035 Elevator Contract	957.00	1,080.00	-123.00	88.61 %
60090 50% Landscape	3,110.64	3,281.25	-170.61	94.8 %
61010 50% Pest Control	640.41	627.51	12.90	102.06 %
61020 50% Pool/Spa Contract	3,000.00	3,120.00	-120.00	96.15 %
65000 Surfside Cam Fees	38,376.51	38,376.51	0.00	100.0 %
60010 Alarm Services		500.01	-500.01	0.0 %

# Budget vs. Actuals\_Budget\_FY26\_P&L\_Report

January 1-March 31, 2026

	TOTAL			
	ACTUAL	BUDGET	OVER BUDGET BY	PERCENT OF BUDGET
60082 50% Clubhouse Internet Access		330.00	-330.00	0.0 %
<b>Total for Contracts</b>	<b>\$60,889.95</b>	<b>\$62,001.78</b>	<b>-\$1,111.83</b>	<b>98.21 %</b>
Insurance				
52030 Insurance - Commercial Pkg	56,922.91	56,000.01	922.90	101.65 %
<b>Total for Insurance</b>	<b>\$56,922.91</b>	<b>\$56,000.01</b>	<b>\$922.90</b>	<b>101.65 %</b>
Repairs and Maintenance		\$0.00	\$0.00	
70025 R&M-Building	2,377.60	5,000.01	-2,622.41	47.55 %
70043-42 R&M Life Safety	463.03	999.99	-536.96	46.3 %
70072 Laundry Equipment Repairs	306.05	375.00	-68.95	81.61 %
70096-00 R&M-50% Pool/Indoor	589.96	1,875.00	-1,285.04	31.46 %
70135 Landscaping Extras (SCG3 Only)	362.50	1,250.01	-887.51	29.0 %
70136 50% CP Landscaping	279.53	1,250.01	-970.48	22.36 %
70176 50% Supplies Clean/Maintenance	2,191.48	3,125.01	-933.53	70.13 %
70040 R&M-Elevator		2,250.00	-2,250.00	0.0 %
70100 R&M-50%-Outdoor Furniture		249.99	-249.99	0.0 %
70137 Irrigation Repairs		249.99	-249.99	0.0 %
70138 Clubhouse Remodel		0.00	0.00	
70289-00 Contingency		1,875.00	-1,875.00	0.0 %
<b>Total for Repairs and Maintenance</b>	<b>\$6,570.15</b>	<b>\$18,500.01</b>	<b>- \$11,929.86</b>	<b>35.51 %</b>
Utilities				
54050-00 SCG3 Utilities- NSB	10,743.89	8,750.01	1,993.88	122.79 %
54080 50% Pool Heating & Grill Gas	6,735.25	1,749.99	4,985.26	384.87 %
54070-06 50% Utilities- Clubhouse		0.00	0.00	
<b>Total for Utilities</b>	<b>\$17,479.14</b>	<b>\$10,500.00</b>	<b>\$6,979.14</b>	<b>166.47 %</b>
Prior Year Activity		\$0.00	\$0.00	
70298-00 Prior Year Expense		0.00	0.00	
<b>Total for Prior Year Activity</b>		<b>\$0.00</b>	<b>\$0.00</b>	
Reserve/Special Assessment		\$0.00	\$0.00	
73000-1 Reserve Transfer		52,500.00	-52,500.00	0.0 %
73000 Special Assessment Transfer		10,416.57	-10,416.57	0.0 %
73303 Reserve Expenses - Interest		6,000.00	-6,000.00	0.0 %
<b>Total for Reserve/Special Assessment</b>		<b>\$68,916.57</b>	<b>- \$68,916.57</b>	<b>0.0 %</b>
<b>Total for Expenses</b>	<b>\$155,824.47</b>	<b>\$223,498.38</b>	<b>- \$67,673.91</b>	<b>69.72 %</b>
<b>Net Operating Income</b>	<b>\$73,277.11</b>	<b>\$62.43</b>	<b>\$73,214.68</b>	<b>117374.84 %</b>
Other Income				
Interest Earned	1,455.85	0.00	1,455.85	
<b>Total for Other Income</b>	<b>\$1,455.85</b>	<b>\$0.00</b>	<b>\$1,455.85</b>	
Other Expenses				
<b>Net Other Income</b>	<b>\$1,455.85</b>	<b>\$0.00</b>	<b>\$1,455.85</b>	

Budget vs. Actuals\_Budget\_FY26\_P&L\_\_Report  
January 1-March 31, 2026

	TOTAL			
	ACTUAL	BUDGET	OVER BUDGET BY	PERCENT OF BUDGET %
<b>Net Income</b>	<b>\$74,732.96</b>	<b>\$62.43</b>	<b>\$74,670.53</b>	<b>119706.81</b>

# Balance Sheet

## Seacoast Management No 3 Inc

As of Mar 31, 2026

	TOTAL
<b>Assets</b>	
Current Assets	
Bank Accounts	
10010 Laundry #6272 - 1	46,970.79
10020 Reserves #1526 - 1	291,095.01
10030 Investments 0137 - 1	769,580.11
Operating #1518 - 1	73,697.74
Special Assessment #1534 - 1	46,650.86
<b>Total for Bank Accounts</b>	<b>\$1,227,994.51</b>
Accounts Receivable	
10300 Accounts Receivable (A/R)	-26,512.51
<b>Total for Accounts Receivable</b>	<b>-\$26,512.51</b>
Other Current Assets	
10090 Clickpay Clearing	0.00
10500 Pre Paid Insurances	-3,030.00
16023 Laundry Equipment	19,689.50
16090 Accumulated Depreciation	-24,891.06
Prepaid Expenses	3,030.00
Undeposited Funds	0.00
Utility Deposits	3,538.00
<b>Total for Other Current Assets</b>	<b>-\$1,663.56</b>
<b>Total for Current Assets</b>	<b>\$1,199,818.44</b>
Other Assets	
16022 Fixed Assets	5,201.56
19010 Deposits	-1,769.00
<b>Total for Other Assets</b>	<b>\$3,432.56</b>
<b>Total for Assets</b>	<b>\$1,203,251.00</b>
<b>Liabilities and Equity</b>	
Liabilities	
Current Liabilities	
Accounts Payable	
20000 Accounts Payable (A/P)	859.14
<b>Total for Accounts Payable</b>	<b>\$859.14</b>
Credit Cards	
Credit Card Reimbursements	0.00
Visa Card 2920 - 1	0.00
<b>Total for Credit Cards</b>	<b>\$0.00</b>
Other Current Liabilities	
20010 Accrued Expenses	5,821.00
20159 Deferred Revenue - Cable Income	4,980.51
21020 S/A II Deferred	466,793.57
21022 S/A II Liability Spent	471,528.29
<b>Total for Other Current Liabilities</b>	<b>\$949,123.37</b>

# Balance Sheet

Seacoast Management No 3 Inc

As of Mar 31, 2026

	TOTAL
<b>Total for Current Liabilities</b>	<b>\$949,982.51</b>
Long-term Liabilities	
20500 Notes Payable	0.00
21021 S/A II Draw on Loan	6,568.94
30000 Reserves	518,247.46
Special Assessment II - Seawall	-475,388.29
Valley National Bank	-6,568.94
<b>Total for Long-term Liabilities</b>	<b>\$42,859.17</b>
<b>Total for Liabilities</b>	<b>\$992,841.68</b>
Equity	
30080 Reserves - Interest	-108,280.58
38020 Prior Year Adjustment	0.00
Unrealized Gain	109,034.35
38880 Fund Balance (Retained Earnings)	134,922.59
Net Income	74,732.96
<b>Total for Equity</b>	<b>\$210,409.32</b>
<b>Total for Liabilities and Equity</b>	<b>\$1,203,251.00</b>



874-07-01-00 11163 8 C 001 30 S 66 002  
 SEA COAST MANAGEMENT NO 3 INC  
 OPERATING  
 4153 S ATLANTIC AVE  
 NEW SMYRNA BEACH FL 32169-3771

# Your account statement

For 03/31/2026

## Contact us



Truist.com



(844) 4TRUIST or  
 (844) 487-8478

### ■ TRUIST DYNAMIC BUSINESS CHECKING - PREFERRED TIER 1100026551518

#### Account summary

Your previous balance as of 02/27/2026	\$61,135.56
Checks	- 27,281.94
Other withdrawals, debits and service charges	- 55,653.95
Deposits, credits and interest	+ 87,532.46
<b>Your new balance as of 03/31/2026</b>	<b>= \$65,732.13</b>

#### Checks

DATE	CHECK #	AMOUNT(\$)	DATE	CHECK #	AMOUNT(\$)	DATE	CHECK #	AMOUNT(\$)
03/03	975387	12,792.17	03/16	*975394	1,036.88	03/23	*975403	5,000.00
03/09	975388	1,000.00	03/13	*975398	217.64	03/23	*975406	5,931.48
03/10	975389	500.00	03/09	*975401	803.77			

\* indicates a skip in sequential check numbers above this item

**Total checks = \$27,281.94**

#### Other withdrawals, debits and service charges

DATE	DESCRIPTION	AMOUNT(\$)
03/02	ACH CORP DEBIT AFCO AFCO SEA COAST MANAGEMENT N CUSTOMER ID 0155570356	14,543.80
03/04	PROPRTPAY ClickPay 9141 Sea Coast Gardens 3	22.77
03/09	TRUIST ONLINE TRANSFER ONLINE TO ****1534 -	6,944.38
03/09	TRUIST ONLINE TRANSFER ONLINE TO ****1526 -	17,500.00
03/09	ACH CORP DEBIT USATAXPYMT IRS SEA COAST GARDENS III CUSTOMER ID 270646835463576	5,821.00
03/20	SPECTRUM SPECTRUM 7498 SEA COAST GARDENS 3	4,935.13
03/27	UTILITY FL-UTILIT 5802 SEACOAST GARDENS III	642.56
03/27	UTILITY FL-UTILIT 5761 SEACOAST GARDENS III	2,115.25
03/27	TRUIST ONLINE CREDIT CARD PMT ONLINE TO ****2920 -	3,129.06

**Total other withdrawals, debits and service charges = \$55,653.95**

#### Deposits, credits and interest

DATE	DESCRIPTION	AMOUNT(\$)
03/03	Settlement Sea Coast Garden Surfside CAM LLC CUSTOMER ID 000026427084638	3,453.32
03/03	CP STL ACH ClickPay STL ACH Sea Coast Management N CUSTOMER ID 73780677	28,484.33
03/04	CP STL ACH ClickPay STL ACH Sea Coast Management N CUSTOMER ID 73902873	709.32
03/04	Settlement Sea Coast Garden Surfside CAM LLC CUSTOMER ID 000026440692946	1,425.20
03/05	CP STL CC ClickPay STL CC Sea Coast Management N CUSTOMER ID 73972845	1,387.87
03/05	Settlement Sea Coast Garden Surfside CAM LLC CUSTOMER ID 000026454566910	1,689.14
03/05	CP STL ACH ClickPay STL ACH Sea Coast Management N CUSTOMER ID 74005982	4,435.63
03/06	CP STL CC ClickPay STL CC Sea Coast Management N CUSTOMER ID 74090737	1,423.72

*continued*

■ TRUIST DYNAMIC BUSINESS CHECKING - PREFERRED TIER 1100026551518 (continued)

DATE	DESCRIPTION	AMOUNT(\$)
03/06	CP STL ACH ClickPay STL ACH Sea Coast Management N CUSTOMER ID 74115418	1,475.65
03/06	Settlement Sea Coast Garden Surfside CAM LLC CUSTOMER ID 000026466855662	3,427.76
03/09	CP STL ACH ClickPay STL ACH Sea Coast Management N CUSTOMER ID 74170472	2,341.51
03/10	CP STL ACH ClickPay STL ACH Sea Coast Management N CUSTOMER ID 74250501	2,392.14
03/11	CP STL ACH ClickPay STL ACH Sea Coast Management N CUSTOMER ID 74302020	653.19
03/11	CP STL CC ClickPay STL CC Sea Coast Management N CUSTOMER ID 74284895	891.00
03/11	Settlement Sea Coast Garden Surfside CAM LLC CUSTOMER ID 000026505667818	3,790.31
03/12	CP STL ACH ClickPay STL ACH Sea Coast Management N CUSTOMER ID 74332522	891.76
03/13	CP STL ACH ClickPay STL ACH Sea Coast Management N CUSTOMER ID 74379692	4,252.89
03/16	CP STL ACH ClickPay STL ACH Sea Coast Management N CUSTOMER ID 74403738	960.90
03/19	Settlement Sea Coast Garden Surfside CAM LLC CUSTOMER ID 000026560601010	960.96
03/20	CP STL ACH ClickPay STL ACH Sea Coast Management N CUSTOMER ID 74496503	697.07
03/24	CP STL ACH ClickPay STL ACH Sea Coast Management N CUSTOMER ID 74623786	1,971.69
03/24	Settlement Sea Coast Garden Surfside CAM LLC CUSTOMER ID 000026592148162	12,201.72
03/25	CP STL ACH ClickPay STL ACH Sea Coast Management N CUSTOMER ID 74642449	705.61
03/26	CP STL ACH ClickPay STL ACH Sea Coast Management N CUSTOMER ID 74662688	747.23
03/27	CP STL ACH ClickPay STL ACH Sea Coast Management N CUSTOMER ID 74684901	753.36
03/30	Settlement Sea Coast Garden Surfside CAM LLC CUSTOMER ID 000026622669906	753.50
03/31	Settlement Sea Coast Garden Surfside CAM LLC CUSTOMER ID 000026643178006	1,521.67
03/31	CP STL ACH ClickPay STL ACH Sea Coast Management N CUSTOMER ID 74772285	3,133.01
<b>Total deposits, credits and interest</b>		<b>= \$87,532.46</b>



874-07-01-00 11163 0 C 001 30 S 66 002  
 SEA COAST MANAGEMENT NO 3 INC  
 LAUNDRY ACCT  
 4153 S ATLANTIC AVE  
 NEW SMYRNA BEACH FL 32169-3771

## Your account statement

For 03/31/2026

## Contact us



Truist.com



(844) 4TRUIST or  
 (844) 487-8478

### ■ TRUIST BUSINESS MONEY MARKET 1000195516272

#### Account summary

Your previous balance as of 02/28/2026	\$43,585.06
Checks	- 0.00
Other withdrawals, debits and service charges	- 0.00
Deposits, credits and interest	+ 3,385.73
Your new balance as of 03/31/2026	= \$46,970.79

#### Interest summary

Interest paid this statement period	\$0.38
2026 interest paid year-to-date	\$1.05
Interest rate	0.01%
Annual percentage yield (APY) earned	0.01%

#### Deposits, credits and interest

DATE	DESCRIPTION	AMOUNT(\$)
03/03	OP20260302 PayRange Inc. Matt Grimaldi CUSTOMER ID A19783	675.64
03/10	OP20260309 PayRange Inc. Matt Grimaldi CUSTOMER ID A19783	523.97
03/17	OP20260316 PayRange Inc. Matt Grimaldi CUSTOMER ID A19783	611.01
03/24	OP20260323 PayRange Inc. Matt Grimaldi CUSTOMER ID A19783	887.19
03/31	OP20260330 PayRange Inc. Matt Grimaldi CUSTOMER ID A19783	682.54
03/31	INTEREST PAYMENT	0.38
Total deposits, credits and interest		= \$3,385.73



874-07-01-00 11163 1 C 001 30 S 66 002  
 SEA COAST MANAGEMENT NO 3 INC  
 SPECIAL ASSESSMENT  
 4153 S ATLANTIC AVE  
 NEW SMYRNA BEACH FL 32169-3771

## Your account statement

For 03/31/2026

## Contact us



Truist.com



(844) 4TRUIST or  
 (844) 487-8478

### ■ TRUIST BUSINESS MONEY MARKET 1100026551534

#### Account summary

Your previous balance as of 02/28/2026	\$43,487.91
Checks	- 5,760.00
Other withdrawals, debits and service charges	- 0.00
Deposits, credits and interest	+ 8,922.95
Your new balance as of 03/31/2026	= \$46,650.86

#### Interest summary

Interest paid this statement period	\$78.57
2026 interest paid year-to-date	\$206.31
Interest rate	1.95%
Annual percentage yield (APY) earned	1.97%

#### Checks

DATE	CHECK #	AMOUNT(\$)
03/25	975042	5,760.00
Total checks		= \$ 5,760.00

#### Deposits, credits and interest

DATE	DESCRIPTION	AMOUNT(\$)
03/09	TRUIST ONLINE RECURRING TXFR ONLINE FROM ****1518 -	6,944.38
03/31	DEPOSIT	1,900.00
03/31	INTEREST PAYMENT	78.57
Total deposits, credits and interest		= \$8,922.95



Investment Services Group  
 Truist Investment Services, Inc.  
 Securities, brokerage accounts and insurance (including annuities) are offered by Truist Investment Services, Inc., a  
 SEC registered broker-dealer, member FINRA, SIPC, and a licensed insurance agency. Investment advisory  
 services are offered by Truist Advisory Services, Inc., a SEC registered investment adviser.

## Account Overview

CHANGE IN ACCOUNT VALUE	Current Period	Year-to-Date
BEGINNING VALUE	\$769,346.53	\$770,148.12
Additions and Withdrawals	\$0.00	\$0.00
Misc. & Corporate Actions	\$0.00	\$0.00
Income	\$680.83	\$1,442.32
Taxes, Fees and Expenses	\$0.00	\$0.00
Change in Value	(\$447.25)	(\$2,010.33)
ENDING VALUE (AS OF 03/31/26)	\$769,580.11	\$769,580.11
Total Accrued Interest	\$6,999.92	
<b>Ending Value with Accrued Interest</b>	<b>\$776,580.03</b>	

Refer to Miscellaneous Footnotes for more information on Change in Value.


INCOME	Current Period	Year-to-Date
TAXABLE		
Taxable Interest	\$680.83	\$1,442.32
TOTAL TAXABLE	\$680.83	\$1,442.32
<b>TOTAL INCOME</b>	<b>\$680.83</b>	<b>\$1,442.32</b>

Taxable income is determined based on information available to NFS at the time the statement was prepared, and is subject to change. Final information on taxation of interest and dividends is available on Form 1099-Div, which is mailed in February of the subsequent year.

## MESSAGES AND ALERTS

\*NOT FDIC INSURED\*NO BANK GUARANTEE\*MAY LOSE VALUE Services provided by the following affiliates of Truist Financial Corporation. Securities, brokerage accounts and insurance- including annuities-are offered by Truist Investment Services, Inc., a SEC registered broker-dealer, member FINRA, SIPC, and a licensed insurance agency. Investment advisory services are offered by Truist Advisory Services, Inc., a SEC registered investment adviser.

## ACCOUNT ALLOCATION



	Percent	Prior Period	Current Period
Bank Deposits	0.3 %	\$1,529.67	\$2,210.50
CDs	99.7	\$767,816.86	\$767,369.61
<b>TOTAL</b>	<b>100.0 %</b>	<b>\$769,346.53</b>	<b>\$769,580.11</b>

Account Allocation shows the percentage that each asset class represents of your total account value. Account Allocation for equities, fixed income, and other categories may include mutual funds and may be net of short positions. NFS has made assumptions concerning how certain mutual funds are allocated. Closed-end mutual funds and Exchange Traded Products (ETPs) listed on an exchange may be included in the equity allocation. The chart may not reflect your actual portfolio allocation. Consult your broker/dealer prior to making investment decisions.

National Financial Services LLC, NFS, is required by the Securities Exchange Act of 1934 to provide certain financial information from its Statement of Financial Condition. At December 31, 2025, NFS had net capital of \$12,568 million, which was 16.74 percent of aggregate debit items and exceeded its minimum requirement by \$11,067 million. To acquire the Statement of Financial Condition, go to [www.nybrokerageinfo.com](http://www.nybrokerageinfo.com). If you wish to obtain a copy of this document at no cost, please call 800.439.5627. 489720.21.0



Page 1 of 2 03/31/26  
FL 1100026551526

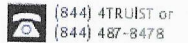
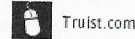


074-07-01-00 11163 0 C 001 30 5 66 002  
SEA COAST MANAGEMENT NO 3 INC  
RESERVES  
4153 S ATLANTIC AVE  
NEW SMYRNA BEACH FL 32169-3771

## Your account statement

For 03/31/2026

## Contact us



### TRUIST BUSINESS MONEY MARKET 1100026551526

#### Account summary

Your previous balance as of 02/28/2026	\$ 273,120.80
Checks	- 0.00
Other withdrawals, debits and service charges	- 0.00
Deposits, credits and interest	+ 17,974.21
Your new balance as of 03/31/2026	= \$291,095.01

#### Interest summary

Interest paid this statement period	\$ 474.21
2026 interest paid year-to-date	\$ 1,313.74
Interest rate	1.95%
Annual percentage yield (APY) earned	1.97%

#### Deposits, credits and interest

DATE	DESCRIPTION	AMOUNT (\$)
03/09	TRUIST ONLINE RECURRING TXFR ONLINE FROM ****1518-	17,500.00
03/31	INTEREST PAYMENT	474.21
Total deposits, credits and interest		= \$17,974.21

0368044

PAGE 1 OF 2



Page 2 of 2 03/31/26  
FL 1100026551526

## Questions, comments or errors?

For general questions/comments or to report errors about your statement or account, please call us at 1-844-4TRUIST (1-844-487-8478) 24 hours a day, 7 days a week. Truist Care Center teammates are available to assist you from 8am - 8pm EST Monday-Friday and 8am - 5pm EST on Saturday. You may also contact your local Truist branch. To locate a Truist branch in your area, please visit Truist.com.

**Electronic fund transfers (For Consumer Accounts Only. Commercial Accounts refer to the Commercial Bank Services Agreement.)**

In case of errors or questions about your electronic fund transfers, if you think your statement or receipt is wrong or if you need more information about a transfer on the statement or receipt, IMMEDIATELY call 1-844-487-8478 or write to:

Fraud Management  
P.O. Box 1014  
Charlotte, NC 28201

Tell us as soon as you can, if you think your statement or receipt is wrong, or if you need more information about a transfer listed on the statement or receipt. We must hear from you no later than sixty (60) days after we sent the FIRST statement on which the problem or error appeared.

- Tell us your name and deposit account number (if any)
- Describe the error or transfer you are unsure of, and explain as clearly as you can why you believe it is an error or why you need more information

Page 1 / 2

complaint or results of our

#### Important information about your Truist Ready Now Credit Line Account

Once advances are made from your Truist Ready Now Credit Line Account, an INTEREST CHARGE will automatically be imposed on the account's outstanding "Average daily balance." The INTEREST CHARGE is calculated by applying the "Daily periodic rate" to the "Average daily balance" of your account (including current transactions) and multiplying this figure by the number of days in the billing cycle. To get the "Average daily balance," we take the beginning account balance each day, add any new advances or debits, and subtract any payments or credits and the last unpaid INTEREST CHARGE. This gives us the daily balance. Then we add all of the daily balances for the billing cycle and divide the total by the number of days in the billing cycle. This gives us the "Average daily balance."

#### Billing Rights Summary

If you believe your Truist Ready Now Credit Line statement contains an error, please notify us in writing within sixty (60) days of the date the error FIRST appeared. Written correspondence must be sent to:

Truist Ready Now Credit Line Disputed Payments  
P.O. Box 849  
Wilson, NC 27894

You may contact us by phone; telephone inquiries do not obligate us to investigate and may result in your responsibility for the disputed amount.

- Your written notice should include:
- Your name and account number
  - The dollar amount of the suspected error